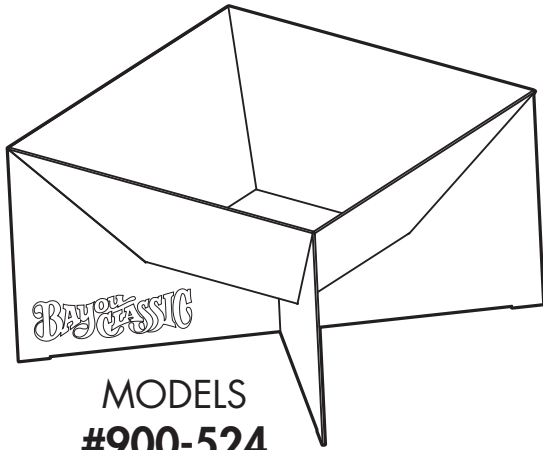


# BAYOU CLASSIC<sup>®</sup>

home

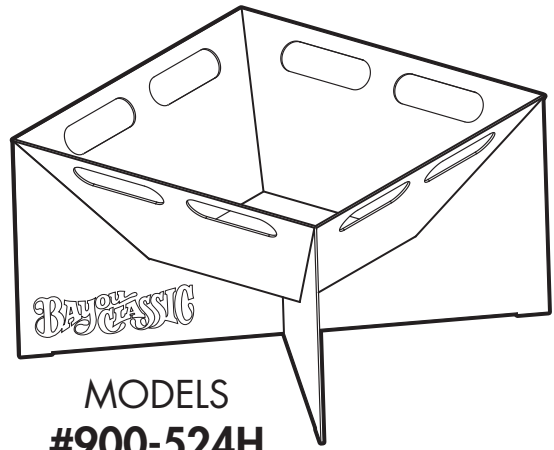


**READ MANUAL  
BEFORE USE**



MODELS  
**#900-524**  
**#900-536**

OR



MODELS  
**#900-524H**  
**#900-536H**

## STEEL FIRE PIT

# OWNER'S MANUAL

**SAFETY ALERTS, ASSEMBLY & OPERATING INSTRUCTIONS  
GENERAL MAINTENANCE & STORAGE**

This manual is for Barbour International "Bayou Classic" products only. If you are using another manufacturer's product, refer to the manual supplied with that product.

This Instruction Manual contains important information necessary for the proper and safe use of this product. You must carefully read and follow all warnings and instructions in this manual before using this product.

## KEEP THIS MANUAL FOR FUTURE REFERENCE




**! DANGER !**

### **CARBON MONOXIDE HAZARD**

Burning charcoal inside can kill you. It gives off carbon monoxide, which has no odor.

**NEVER** burn charcoal inside homes, vehicles or tents.

For Questions and Information call us at: **1-800-864-6194** • Monday - Friday 7:30am - 4:30pm CST  
Barbour International, Inc. • 101 Cypress Way • Brandon, MS 39042 • [www.thebayou.com](http://www.thebayou.com)



If you have a missing or damaged part, **please do not return** this item to the store.

Call **Barbour International, Inc.** for assistance:

**1-800-864-6194**

**Monday-Friday 7:30am - 4:30pm CST**

## SAFETY SYMBOLS

The symbols and boxes shown below explain what each heading means. Read and follow all of the safety warnings and instructions contained in this manual and on the cooker.

 **THE PURPOSE OF THIS SAFETY ALERT SYMBOL IS TO ATTRACT YOUR ATTENTION TO POSSIBLE HAZARDS AS YOU ASSEMBLE AND USE THIS PRODUCT.**

 **THE PURPOSE OF THIS SAFETY ALERT SYMBOL INDICATES FAILURE TO FOLLOW WARNINGS COULD RESULT IN FIRE OR EXPLOSION. PAY CLOSE ATTENTION TO THE INFORMATION WHICH FOLLOWS!**



Indicates an imminently hazardous situation which, if not avoided, will result in death or serious injury.



Hazard or unsafe practices which could result in severe property damages, personal injury, or death.



Hazard or unsafe practices which could result in minor personal injury, product, or property damages.

Carefully read and follow all **WARNINGS, SAFETY PRECAUTIONS** and **OPERATING INSTRUCTIONS** contained in this manual and on the product.

**DO NOT** skip any of the warnings and instructions! **SAVE THIS MANUAL FOR FUTURE REFERENCE.**

# Safety Precautions & Warnings

Outdoor fire pits do not have automatic thermostat controls so must be attended and monitored at all times during use.



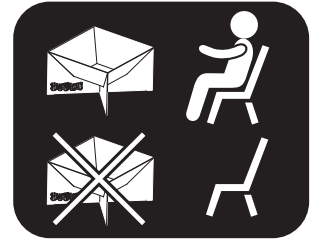
**WARNING**



**FIRE HAZARD**




**READ MANUAL BEFORE USE**



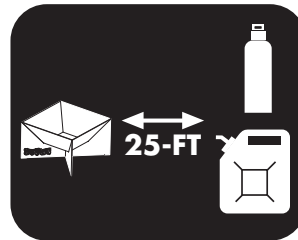
**NEVER LEAVE UNATTENDED**



**OUTDOOR USE ONLY**



**KEEP AWAY FROM FLAMMABLE OBJECTS**



**KEEP FLAMMABLE MATERIALS AWAY**




**NEVER USE UNDER FLAMMABLE OVERHANG**




**NEVER USE ON FLAMMABLE SURFACES**



**KEEP CHILDREN AND PETS AWAY FROM FIRE PITS**



**NEVER LEAN OVER FIRE PIT**



**HOT DURING AND AFTER USE!**



**NO BARE FEET**



**KEEP FIRE EXTINGUISHER NEARBY**

Failure to follow these instructions could result in fire or explosion which could cause property damage, personal injury or death!

**Remember: Think Safety and Use Common Sense!**

## **DANGER**

- This fire pit is designed for **OUTDOOR USE ONLY** and cannot be used in a building, garage or any other enclosed area, or under tree branches.
- Do not use indoors due to the hazard of carbon monoxide fumes and fire. Lack of ventilation may cause serious harm, including death
- Do not use fire pit within 10 feet (3.0 m) of any combustible material. Combustible materials include, but are not limited to wood or treated wood decks, patios, porches, or roof awnings.
- Use only on level, flat, stable non-combustible surfaces like concrete or brick. Do not use this fire pit on any surface that will burn or melt like wood, asphalt, vinyl, or plastic.
- This fire pit is not intended to be installed in or on recreational vehicles or boats.
- Burn only wood or fire logs in the fire pit.
- Never add charcoal starter fluid to hot or warm wood which can result in a flashback causing severe burns.
- Do not use gasoline, alcohol or other highly volatile fluids to ignite.
- Do not use in an explosive atmosphere. Keep fire pit area clear and free of any combustible materials such as household chemicals, paint, gasoline and other flammable vapors and liquids.
- Do not store or use gasoline or other flammable liquids or vapors within 25 feet (7.62 m) of this fire pit.

## **WARNING**

- This is an attended product. Do not leave this fire pit unattended while lighting, burning wood or when hot after use. Fire Pit can remain at high temperatures long after use.
- Sober adult operation only! The use of alcohol, prescription or nonprescription drugs may impair your ability to properly or safely operate this fire pit.
- Do not use fire pit in high winds. Position so wind cannot carry embers to combustible surfaces.
- Never lean over fire pit when lighting. Do not wear loose clothing or allow hair to come in contact with fire pit.
- Close supervision is required keeping children and pets away from hot fire pit. Touching extremely hot grill can cause severe burns.
- Do not attempt to move a hot fire pit when in use. Allow the fire pit to cool to ambient temperature before moving or storing.
- Do not remove hot ashes until all wood is completely and fully extinguished and cool. Allow 24 hours for ash and coals to cool down before removing from fire pit.
- Extinguished coals and ashes should be placed a safe distance from all structures and combustible materials.
- With a garden hose, completely wet the surface beneath and around fire pit to extinguish any ashes, coals or embers which may have fallen during the burning or cleaning process.

## **⚠️ WARNING ⚠️**

- Always wear protective gloves and shoes when adding wood to retain desired heat level.
- Keep all electrical cords away from a hot fire pit during use.
- Think safety and use common sense when operating your fire pit.

## **⚠️ CAUTION ⚠️**

- This fire pit is very heavy. In order to prevent strains and injuries, it may be necessary for second person assistance to move.
- Do not use resinous wood such as pine as it will produce an unpleasant odor. Use only dry hardwood such as oak.
- This fire pit is not intended for use in a commercial setting.
- Do not alter fire pit in any manner. This will also void your warranty. Contact 800-864-6194.
- This fire pit should be thoroughly cleaned and inspected on a regular basis.
- Always keep a fire extinguisher in the fire pit area should a fire occur.

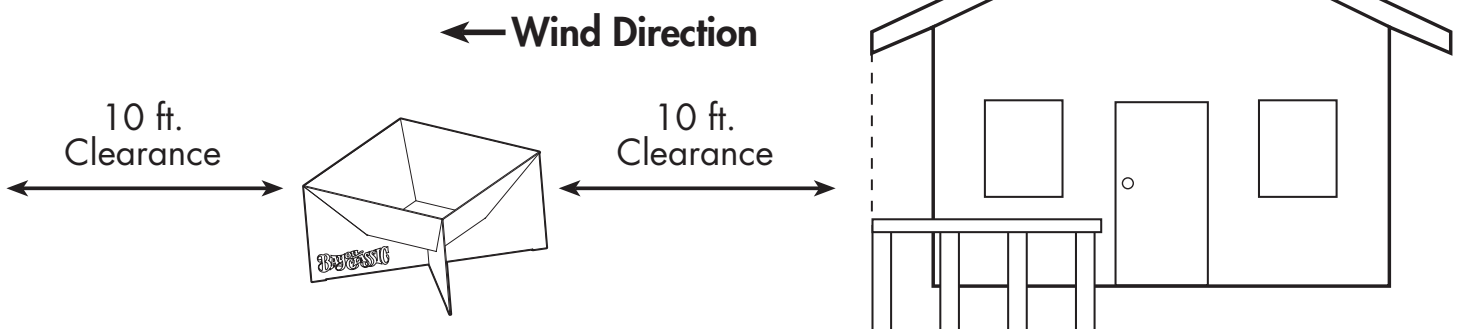
## **⚠️ CALIFORNIA PROPOSITION 65 WARNING ⚠️**

Fuels used in wood and charcoal burning appliances and the products of combustion of such fuels, contain chemicals known to cause cancer, birth defects or other reproductive harm.

## **POSITIONING THE FIRE PIT**

1. Check wind direction.
2. Position fire pit **DOWNWIND** from the nearest structure; no closer than 10-ft from nearest building or railing, keeping flames from any potential grease flare-up away from nearest structure.
3. Position fire pit on level ground in a well ventilated location, a safe distance from combustible materials, rails, buildings, overhangs or tree branches.

↑ **Make sure overhead is clear of combustible materials!** ↑



## LIGHTING AND OPERATING INSTRUCTIONS

### **WARNING**

- Never use gasoline, kerosene, alcohol, or other flammable fuel in or around the outdoor fire pit.
- Do not overload the fire pit.
- Do not use pressure treated wood, as the chemicals used to treat the wood can be toxic when fumes are inhaled.
- To avoid injury, always use a flame retardant insulated grill mitt when adding wood to a hot fire.

1. Add 3 to 4 sheets of loosely crumpled newspaper in the bottom of the bowl.
2. Pile finely-split dry firewood on top of the newspaper.
3. Carefully light the newspaper underneath the pile.
4. When adding wood to an existing fire, carefully add wood while fire is still burning being careful not to expose face, hair or hands to flames.

**NOTE: Consumers should check State, Provincial, in addition to local codes and regulations regarding the use of the product.**

## GENERAL CARE & MAINTENANCE

### **WARNING**

Do not attempt to remove hot coals or ash from fire pit; doing so could cause serious burns and injury. Allow fire pit to cool down for 24 hours before removing coals and ash.

- Remove any ashes from the fire pit bowl and dispose properly
- Remove any water that may collect in the fire pit bowl.
- Keep fires to a respectable size, do not overload.
- Store the fire pit in a dry location out of the weather or cover if it will not be used for an extended period of time.

**NOTE:** The fire pit is made to last and is manufactured in natural steel. The RAW STEEL is unfinished and unsealed. The steel will turn to a rustic brown patina over time with natural weathering. This normal process makes each more authentic and unique.. If desired, you can remove small patches of rust with a fine steel wool or scotchbrite pad.

# Limited Warranty

Barbour International, Inc. ("Vendor") warrants to the original retail purchaser of this product, and no other person, that if this product is assembled and operated in accordance with the printed instructions accompanying it, then for a period of one (1) year from the date of purchase, all parts in such grill shall be free from defects in material and workmanship. Vendor may require reasonable proof of your date of purchase from an authorized retailer or distributor. Therefore, you should retain your sales slip or invoice and register your warranty online at [www.thebayou.com](http://www.thebayou.com). This Limited Warranty shall be limited to the repair or replacement of parts, which prove defective under normal use and service and which Vendor shall determine in its reasonable discretion upon examination to be defective. Before returning any parts, you should contact Vendor's Customer Service Department using the contact information listed below. If Vendor confirms, after examination, a defect covered by this Limited Warranty in any returned part, and if Vendor approves the claim, Vendor will replace such defective part without charge. If you return defective parts, transportation charges must be prepaid by you. Vendor will return replacement parts to the original retail purchaser, freight or postage prepaid.

This Limited Warranty does not cover any failures or operating difficulties due to accident, abuse, misuse, alteration, misapplication, improper installation or improper maintenance or service by you or any third party, or failure to perform normal and routine maintenance on the fire pit, as set out in this owner's manual. In addition, the Limited Warranty does not cover damage to the finish, such as scratches, surface chips and cracks, discoloration, rust or other weather damage, after purchase.

This Limited Warranty is in lieu of all other express warranties. Vendor disclaims all warranties for products that are purchased from sellers other than authorized retailers or distributors. AFTER THE PERIOD OF THE ONE (1) YEAR EXPRESS WARRANTY, VENDOR DISCLAIMS ANY AND ALL IMPLIED WARRANTIES, INCLUDING WITHOUT LIMITATION THE IMPLIED WARRANTIES OF MERCHANTABILITY AND FITNESS FOR A PARTICULAR PURPOSE. FURTHER, VENDOR SHALL HAVE NO LIABILITY WHATSOEVER TO PURCHASER OR ANY THIRD PARTY FOR ANY SPECIAL, INDIRECT, PUNITIVE, INCIDENTAL, OR CONSEQUENTIAL DAMAGES. Vendor assumes no responsibility for any defects caused by third parties. This Limited Warranty gives the purchaser specific legal rights; a purchaser may have other rights depending upon where he or she lives. Some jurisdictions do not allow the exclusion or limitation of special, incidental or consequential damages, or limitations on how long a warranty lasts, so the above exclusion and limitations may apply to you.

Vendor does not authorize any person or company to assume for it any other obligation or liability in connection with the sale, installation, use, removal, return, or replacement of its equipment, and no such representations are binding on Vendor.

For Questions and Information call us at: **1-800-864-6194** • Monday - Friday 7:30am - 4:30pm CST

# OTHER **BAYOU CLASSIC** PRODUCTS




**Stainless Steel and Aluminum Stockpots**  
24-Qt. - 162-Qt.



**Stainless Steel Stockpots with Spigot**  
36-Qt. & 44-Qt.



**Stainless Steel 6-PC. Brew Kettle Set**  
8, 10 & 16-Gallon



**5020** 5-in or **5025** 12-in  
Fry Thermometers



**SQ14**  
Outdoor Patio Stove  
5 PSI



**700-701**  
Stainless Steel  
4-Gallon Bayou® Fryer



**M5HPR-1**  
High Pressure LPG  
Stainless Braided Hose  
10 PSI



**1114**  
Stainless Steel  
Outdoor Patio Stove  
5 PSI



**SP1**  
Single Jet Cooker  
10 PSI



**SP10**  
High Pressure Cooker  
10 PSI

**CHECK OUT  
OUR WEBSITE!**  
[www.thebayou.com](http://www.thebayou.com)